

## KUBIK SUSPENSION

### D81003

PROJECT	_____
TYPE	_____
NOTES	_____
QUANTITY	_____
DATE	_____

#### GENERAL

Series: Kubik  
Brand: Panzeri  
Division: Design  
Mounting Type: Suspension  
Mounting Location: Ceiling  
Subcategory: Pendant

#### PHYSICAL

Shape: Cube  
Length (mm): 140  
Length (in): 5 ½  
Width (mm): 140  
Width (in): 5 ½  
Height (mm): 760  
Height (in): 30.0  
Max. Overall Height (mm): 1283  
Max. Overall Height (in): 50 ½  
Light Distribution: Omnidirectional  
Weight (kg): 3.27  
Weight (lbs): 7.2  
Diffuser: Matte White Blown Glass  
Fixture Finish: Metallic Gray  
Fixture Material: Glass / Aluminum

#### ELECTRICAL

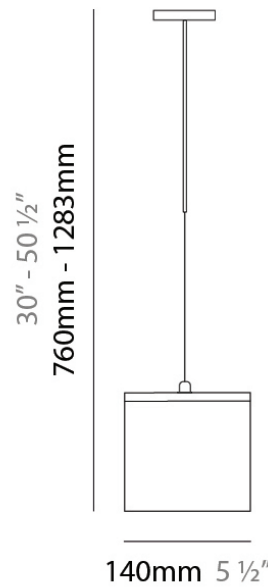
Number of Lamps: 1  
Lamp Type: LED Retrofit  
Lamp Shape: T4  
Bulb Included: Bulb Not Included  
Total Output Wattage (W): 3  
Max. Wattage Per Lamp (W): 3  
Lamp Base: G9  
Input Voltage (V): 120

#### LED

#### OPTICAL

#### RATINGS AND CERTIFICATIONS

Certified By: CSA Certified to UL and CSA Standards  
IP rating: IP20



### D81433

PROJECT	
TYPE	
NOTES	
QUANTITY	
DATE	

#### GENERAL

Series: Kubik  
 Brand: Panzeri  
 Division: Design  
 Mounting Type: Suspension  
 Mounting Location: Ceiling  
 Subcategory: Pendant

#### PHYSICAL

Shape: Square  
 Length (mm): 110  
 Length (in): 4 <sup>5</sup>/<sub>16</sub>  
 Width (mm): 110  
 Width (in): 4 <sup>5</sup>/<sub>16</sub>  
 Height (mm): 730  
 Height (in): 28 <sup>3</sup>/<sub>4</sub>  
 Max. Overall Height (mm): 1283  
 Max. Overall Height (in): 50 <sup>1</sup>/<sub>2</sub>  
 Light Distribution: Omnidirectional  
 Weight (kg): 1.56  
 Weight (lbs): 3.43  
 Diffuser: Matte White Blown Glass  
 Fixture Finish: WHI  
 Fixture Material: Metal

#### ELECTRICAL

Input Wattage Range: 10 - 19 W  
 Lamp Type: LED  
 Input Wattage (W): 9.5  
 Total Output Wattage (W): 8  
 Dimming: Non-Dimmable  
 Driver Included: Yes  
 Driver Location: Integrated  
 Driver Type: Constant Current - 120Vac  
 Driver Class: Class 2  
 Input Voltage (V): 120 - 277  
 Constant Current (mA): 500  
 Upon Request: (Not included - see components) Remote: 0-10Vdc dimming / Phase dimming @120Vac only / Non-dimming 1

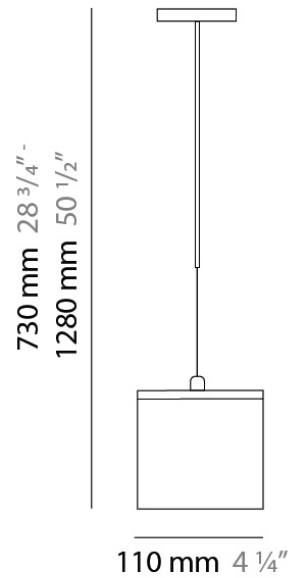
#### LED

Number of LEDs: 1  
 Color Temperature (°K): 3000  
 Max. Delivered Lumen (lm): 1080  
 CRI: >80 CRI  
 Lamp Life (hrs): 60000

#### OPTICAL

#### RATINGS AND CERTIFICATIONS

Certified By: CSA Certified to UL and CSA Standards  
 IP rating: IP40



## KUBIK SURFACE

### D83002

PROJECT
TYPE
NOTES
QUANTITY
DATE

#### GENERAL

Series: Kubik  
 Brand: Panzeri  
 Division: Design  
 Mounting Type: Surface  
 Mounting Location: Ceiling  
 Subcategory: Ambient

#### PHYSICAL

Shape: Square  
 Length (mm): 110  
 Length (in): 4 5/16  
 Width (mm): 110  
 Width (in): 4 5/16  
 Height (mm): 110  
 Height (in): 4 5/16  
 Extension (mm): 100  
 Extension (in): 4 5/16  
 Light Distribution: Omnidirectional  
 Weight (kg): 0.69  
 Weight (lbs): 1.52  
 Diffuser: Matte White Blown Glass  
 Fixture Finish: WHI  
 Fixture Material: Metal

#### ELECTRICAL

Number of Lamps: 1  
 Lamp Type: LED Retrofit  
 Lamp Shape: T4  
 Bulb Included: Bulb Not Included  
 Total Output Wattage (W): 3  
 Max. Wattage Per Lamp (W): 3  
 Lamp Base: G9  
 Input Voltage (V): 120

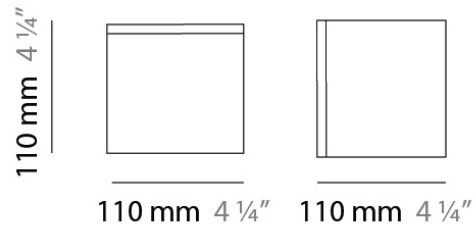
#### LED

Nominal Lumen (lm): 650

#### OPTICAL

#### RATINGS AND CERTIFICATIONS

Certified By: CSA Certified to UL and CSA Standards  
 IP rating: IP40



### D83003

PROJECT	_____
TYPE	_____
NOTES	_____
QUANTITY	_____
DATE	_____

#### GENERAL

Series: Kubik  
Brand: Panzeri  
Division: Design  
Mounting Type: Surface  
Mounting Location: Ceiling  
Subcategory: Ambient

#### PHYSICAL

Shape: Square  
Length (mm): 140  
Length (in): 5 ½  
Width (mm): 140  
Width (in): 5 ½  
Height (mm): 140  
Height (in): 5 ½  
Extension (mm): 140  
Extension (in): 5 ½  
Light Distribution: Omnidirectional  
Weight (kg): 1.50  
Weight (lbs): 3.30  
Diffuser: Matte White Blown Glass  
Fixture Finish: WHI  
Fixture Material: Metal

#### ELECTRICAL

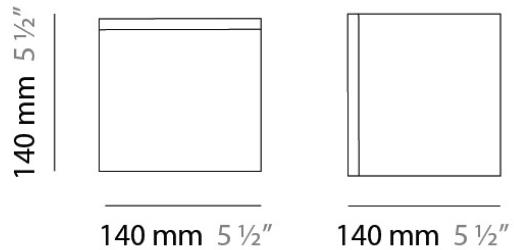
Number of Lamps: 1  
Lamp Type: LED Retrofit  
Lamp Shape: T4  
Bulb Included: Bulb Not Included  
Total Output Wattage (W): '3  
Max. Wattage Per Lamp (W): 3  
Lamp Base: G9  
Input Voltage (V): 120

#### LED

#### OPTICAL

#### RATINGS AND CERTIFICATIONS

Certified By: CSA Certified to UL and CSA Standards  
IP rating: IP40



## KUBIK SURFACE

### D83279

PROJECT \_\_\_\_\_

TYPE \_\_\_\_\_

NOTES \_\_\_\_\_

QUANTITY \_\_\_\_\_

DATE \_\_\_\_\_

#### GENERAL

Series: Kubik  
Brand: Panzeri  
Division: Design  
Mounting Type: Surface  
Mounting Location: Ceiling  
Subcategory: Ambient

#### PHYSICAL

Shape: Square  
Length (mm): 110  
Length (in): 4 <sup>5</sup>/<sub>16</sub>  
Width (mm): 110  
Width (in): 4 <sup>5</sup>/<sub>16</sub>  
Height (mm): 110  
Height (in): 4 <sup>5</sup>/<sub>16</sub>  
Light Distribution: Omnidirectional  
Weight (kg): 0.66  
Weight (lbs): 1.45  
Diffuser: Matte White Blown Glass  
Fixture Finish: WHI  
Fixture Material: Metal

#### ELECTRICAL

Input Wattage Range: 1 - 9 W  
Lamp Type: LED  
Input Wattage (W): 9.5  
Total Output Wattage (W): 9  
Dimming: Non-Dimmable  
Driver Included: Yes  
Driver Location: Integrated  
Driver Type: Constant Current - 120Vac  
Driver Class: Class 2  
Input Voltage (V): 120 - 277  
Constant Current (MA): 250  
Upon Request: (Not included - see components) Remote: 0-10Vdc dimming / Phase dimming @120Vac only / Non-dimming 1

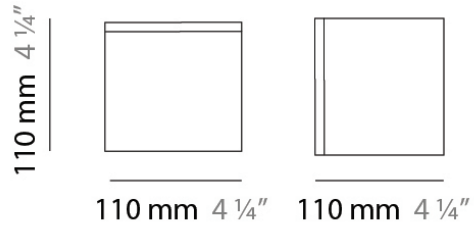

#### LED

Color Temperature (°K): 3000  
Max. Delivered Lumen (lm): 667  
CRI: >80 CRI  
Lamp Life (hrs): 60000

#### OPTICAL

#### RATINGS AND CERTIFICATIONS

Certified By: CSA Certified to UL and CSA Standards  
IP rating: IP40



## KUBIK SURFACE

### D83279R9

PROJECT \_\_\_\_\_

TYPE \_\_\_\_\_

NOTES \_\_\_\_\_

QUANTITY \_\_\_\_\_

DATE \_\_\_\_\_

#### GENERAL

Series: Kubik  
Brand: Panzeri  
Division: Design  
Mounting Type: Surface  
Mounting Location: Ceiling  
Subcategory: Ambient

#### PHYSICAL

Shape: Square  
Length (mm): 110  
Length (in): 4 <sup>5</sup>/<sub>16</sub>  
Width (mm): 110  
Width (in): 4 <sup>5</sup>/<sub>16</sub>  
Height (mm): 110  
Height (in): 4 <sup>5</sup>/<sub>16</sub>  
Light Distribution: Omnidirectional  
Weight (kg): 0.66  
Weight (lbs): 1.45  
Diffuser: Matte White Blown Glass  
Fixture Finish: WHI  
Fixture Material: Metal

#### ELECTRICAL

Input Wattage Range: 1 - 9 W  
Lamp Type: LED  
Input Wattage (W): 9.5  
Total Output Wattage (W): 9  
Dimming: Non-Dimmable  
Driver Included: Yes  
Driver Location: Integrated  
Driver Type: Constant Current - 120Vac  
Driver Class: Class 2  
Input Voltage (V): 120 - 277  
Constant Current (mA): 250  
Upon Request: (Not included - see components) Remote: 0-10Vdc dimming / Phase dimming @120Vac only / Non-dimming 1

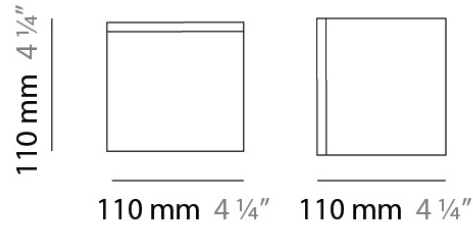
#### LED

Delivered Lumen Range: 500 - 999 lm  
Color Temperature (°K): 3000  
Max. Delivered Lumen (lm): 532  
Nominal Lumen (lm): 861  
CRI: >90 CRI  
Lamp Life (hrs): 60000

#### OPTICAL

#### RATINGS AND CERTIFICATIONS

Certified By: CSA Certified to UL and CSA Standards  
IP rating: IP40



## KUBIK PORTABLE

### D84371

PROJECT	_____
TYPE	_____
NOTES	_____
QUANTITY	_____
DATE	_____

#### GENERAL

Series: Kubik  
Brand: Panzeri  
Division: Design  
Mounting Type: Portable  
Mounting Location: Table  
Subcategory: Table

#### PHYSICAL

Shape: Square  
Length (mm): 110  
Length (in): 4 <sup>5</sup>/<sub>16</sub>  
Width (mm): 110  
Width (in): 4 <sup>5</sup>/<sub>16</sub>  
Height (mm): 110  
Height (in): 4 <sup>5</sup>/<sub>16</sub>  
Light Distribution: Omnidirectional  
Weight (kg): 0.83  
Weight (lbs): 1.82  
Diffuser: Matte White Blown Glass  
Fixture Finish: WHI  
Fixture Material: Metal

#### ELECTRICAL

Input Wattage Range: 1 - 9 W  
Lamp Type: LED  
Input Wattage (W): 9.5  
Total Output Wattage (W): 8  
Dimming: Non-Dimmable  
Driver Included: Yes  
Driver Location: Integrated  
Driver Type: Constant Current - 120Vac  
Driver Class: Class 2  
Input Voltage (V): 120  
Constant Current (MA): 350

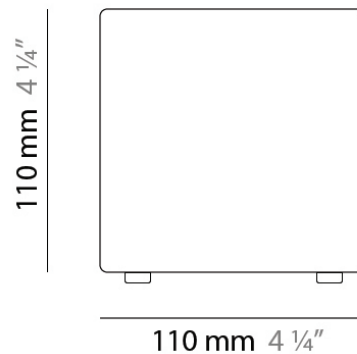
#### LED

Number of LEDs: 1  
Color Temperature (°K): 3000  
Max. Delivered Lumen (lm): 667  
CRI: >80 CRI  
Lamp Life (hrs): 60000

#### OPTICAL

#### RATINGS AND CERTIFICATIONS

Certified By: CSA Certified to UL and CSA Standards  
IP rating: IP20













## LEGEND

	floor-mounted		pivotal		special LED (upon request) RGB, RGBW, tunable, gold+, meat+, art+, fashion+
	wall and ceiling: recessed and surface mounted		rotating		warm dim / natural dimming LED
	ceiling-mounted and wall-mounted		illuminate tilted		rechargeable battery powered
	wall-mounted		color of suspension cable		fixture with natural vivid LED (upon request)
	omni-directional light distribution		length of suspension cable		color rendering index
	direct light distribution		reflector degree selection		color temperature
	direct/indirect light distribution		super spot		lumen (luminous flux)
	indirect light distribution		lens		efficacy (lumens per watt)
	asymmetric light distribution		lens pack		Unified Glare Rating (UGR) range from 5-40
	aura light distribution		shine ring		marine grade (AISI 316 stainless steel)
	round wall or ceiling cut-out		integrated shine ring with diffuser		walk on
	square wall or ceiling cut-out		free individual colors 01-29		drive on
	the supplied jig specifies the cutout dimensions		individual colors: 00 (free of charge), 01-25 (extra charge)		Dark Sky Compliance
	minimum distance (meters) lamp - object		luminaire part to be colored (F1)		Americans with Disabilities Act (less than 4" off the wall located between 27"-84" from floor)
	recessed depth		luminaire part to be colored (F2)		lamp protected against explosion
	ceiling thickness in mm		luminaire part to be colored (F3)		blown glass using traditional methods by master glass blower
	ceiling thickness selection		luminaire part to be colored (F4)		acoustic material
	dimmable DP (phase), DV (0-10V), DD (dali), DS (step-dim)		luminaire part to be colored (F5)		protection class I, protection insulation
	included or excluded LED driver/transformer/control gear		color of 3-circuit adaptor		protection class II, protection insulation
	separately switchable		indirect diffuser		ETL Certified to UL and CSA Standards
	sensor		direct diffuser		UL Certified to UL and CSA Standards
	remote control		ball-proof (upon request)		CSA Certified to UL and CSA Standards
	available upon request		accessory		Certified for North American Standards

## IP RATING

	protected against ingress of solid bodies greater than 12.5mm (finger)
	protected against ingress of solid bodies greater than 2.5mm protected against sprays of water up to 60 degrees from the vertical (rain)
	protected against ingress of solid bodies greater than 1mm (wire) no protection against the ingress of moisture
	protected against ingress of solid bodies greater than 1mm (wire) protected against sprays of water up to 60 degrees from the vertical (rain)
	protected against ingress of solid bodies greater than 1mm (wire) protected against water splashed from all directions
	protected against limited ingress of dust (wet rooms/covered outdoor areas) protected against water splashed from all directions
	protected against ingress of dust protected against jets of water
	protected against ingress of dust protected against powerful jets of water or heavy seas
	protected against ingress of dust protected against immersion of water between 15cm - 1m for 30 minutes
	protected against ingress of dust protected against immersion of water under pressure for long periods

## IK RATING

	protected against 0.14 joules impact (equivalent to 0.25kg mass dropped from 56mm above the surface)
	protected against 0.2 joules impact (equivalent to 0.25kg mass dropped from 80mm above the surface)
	protected against 0.35 joules impact (equivalent to 0.25kg mass dropped from 140mm above the surface)
	protected against 0.5 joules impact (equivalent to 0.25kg mass dropped from 200mm above the surface)
	protected against 0.7 joules impact (equivalent to 0.25kg mass dropped from 280mm above the surface)
	protected against 1 joules impact (equivalent to 0.25kg mass dropped from 400mm above the surface)
	protected against 2 joules impact (equivalent to 0.5kg mass dropped from 400mm above the surface)
	protected against 5 joules impact (equivalent to 1.7kg mass dropped from 300mm above the surface)
	protected against 10 joules impact (equivalent to 5.0kg mass dropped from 200mm above the surface)
	protected against 20 joules impact (equivalent to 5.0kg mass dropped from 400mm above the surface)